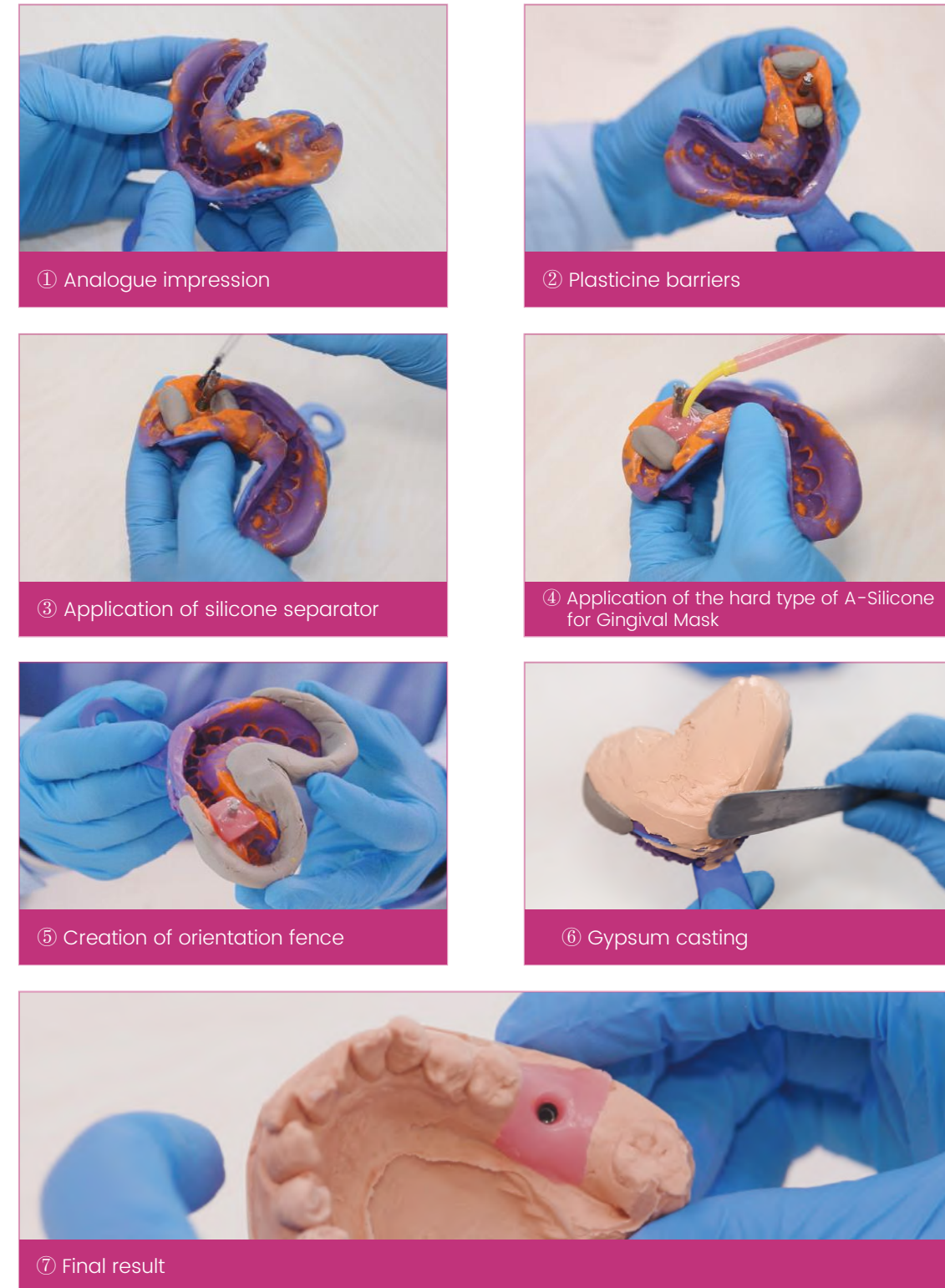


1. Direct technique

In this technique, the gingival mask silicone is applied directly to the impression and the technique is ideal for implant restoration.

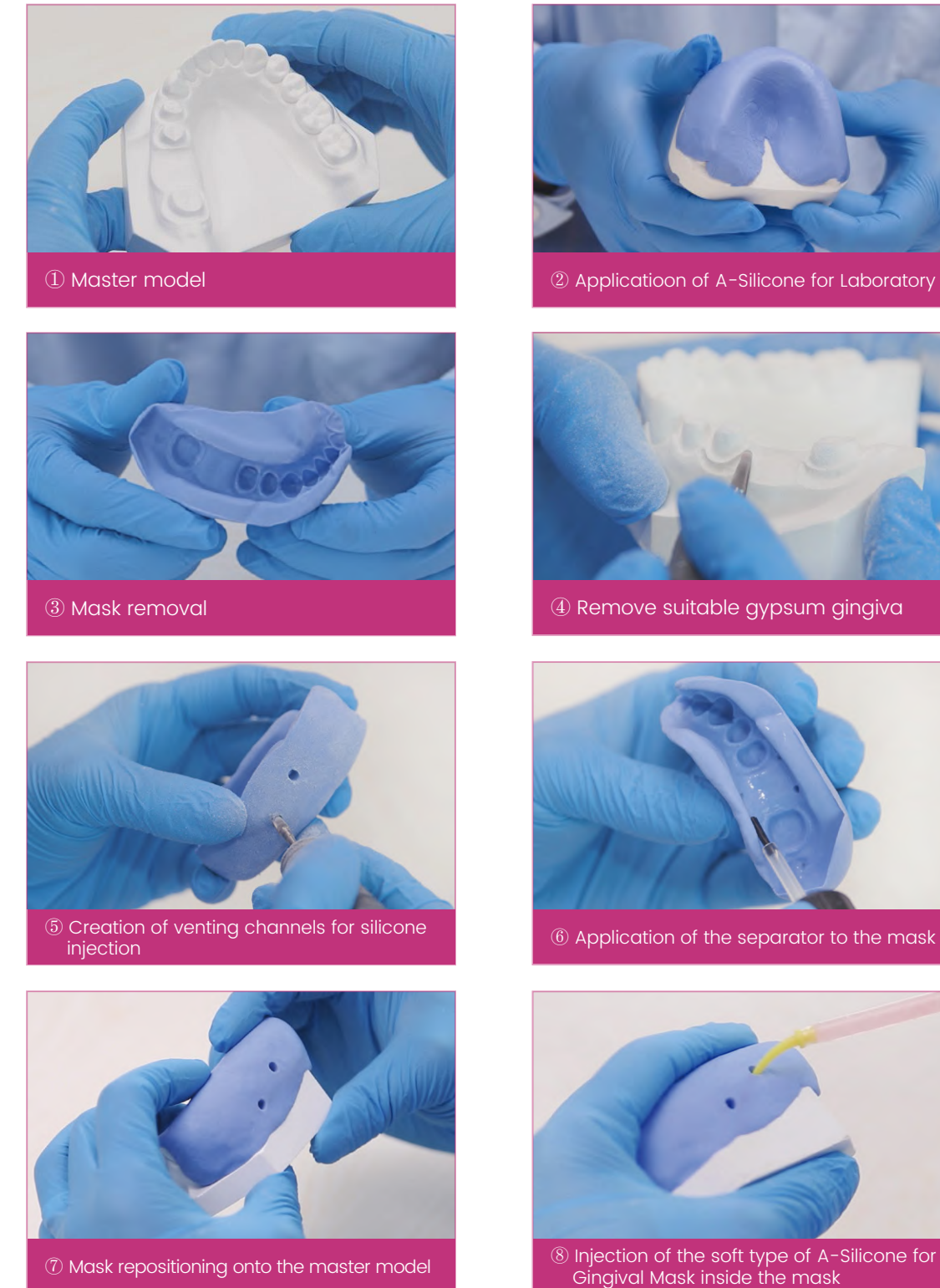
Operation procedure:



2. Indirect technique

In this technique, the gingival mask silicone is applied directly to the gypsum model and the technique is highly recommended for gingival reproduction in crown and bridge restoration.

Operation procedure:



Find more about related Vincismile products for gingival reproduction



- PERFIT Light Body -

Double step impression for dental crowns, bridges, inlays, onlays



- PERFIT A-Silicone for Laboratory -

Addition cure silicone for duplication masks



- PERFIT C-Silicone for Laboratory -

Condensation cure silicone for duplication masks



VINCISMILE GROUP LLC

Add: 20524 Carrey Rd. Walnut, CA 91789, USA

Email: marketing@vincismile.com

Web: www.vincismile.com

Follow @VinciSmile

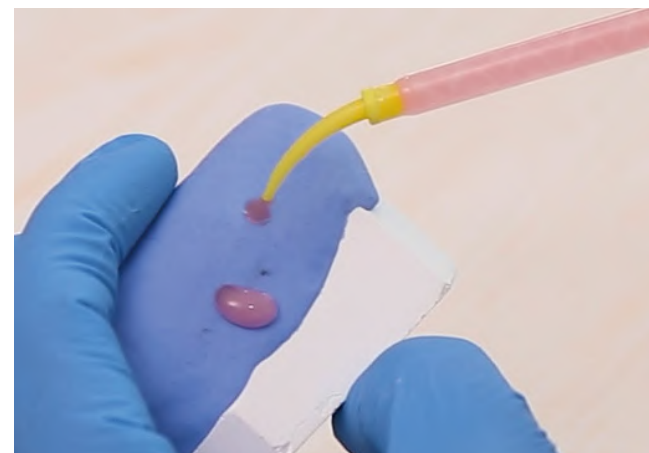
VinciSmile®

PERFIT

A-Silicone for Gingival Mask

PERFIT A-Silicone for Gingival Mask

The addition-curing silicone recommended for reproducing gingival morphology in implant as well as crown and bridge restoration.



Indications:

- Applied to Implant restoration
- Applied to crowns and bridges

Characteristics:

- Typical hardness: Soft 40 Shore A, Hard 70 Shore A
- Working time: 1min30s
- Setting time: 10min
- Mixing ratio: 1:1

Benefits:

- Compatible with various techniques used to make artificial gums (direct and indirect)
- Precise detail reproduction
- High mechanical strength
- Excellent aesthetic results
- Good dimensional stability
- Good performance in viscosity and use resistance



Packaging

Types	Description
Standard	(2x50ml cartridges/box)
Elite kit	(2x50ml cartridges+12 mixing tips +12 intraoral tips+1x10ml separator)

Technical features

Type	Part number	Mixing ratio (Base: Catalyst)	Working time* (min:s)	Setting time* (min:s)	Hardness (Shore A)
A-Silicone for Gingival Mask (Hard Type)	PERFIT-GM-Hard	1:1	1:30	10:00	70
A-Silicone for Gingival Mask (Soft Type)	PERFIT-GM-Soft	1:1	1:30	10:00	40

* The times mentioned above are intended from the start of the mixing phase at 23°C (73°F).

USER'S GUIDE

A-Silicone for gingival reproduction



Combination of aesthetics and high-performance

A-Silicone for Gingival Mask is conceived to reproduce the gingival morphology on models in crown and bridge prosthesis and implant restoration.

Vincismile artificial gingiva solutions have both hard and soft types.

- **The Hard Type** of A-Silicone for Gingival Mask is most applicable for the direct technique. Thanks to its balanced hardness, it is easy to polish.

- **The Soft Type** of A-Silicone for Gingival Mask is most applicable for the indirect technique. Thanks to its excellent fluidity, it is easy to flow around and fill into the mold.

Types recommended in different application scenarios

Product type	Recommended in the presence of undercuts	Recommended in the presence of implants
A-Silicone for Gingival Mask (Hard Type)	○	●
A-Silicone for Gingival Mask (Soft Type)	●	○

○ recommended ● highly recommended

Reminders

For storage	Sealed and stored in cool place, and storage temperature is 5-25°C.
For shelf life	2 years
For use	<ol style="list-style-type: none"> ① After taking base or catalyst, put the lids on tightly, and the lids should not be interchangeable. ② This product is duplication material for dental laboratory use only, which should be kept away from children. ③ Waste silicone after taken model should be treated centralized. ④ To the allergic individuals, polysiloxane may cause inflammation or other allergic reactions. ⑤ The product is for single use. ⑥ Do not use after expiration date.