



VinciSmile, from the USA with headquarters located in Los Angeles, California, is an enterprise specialized in the research and development of invisible orthodontic aligners, which are an effective alternative to traditional metal braces.

VinciSmile aligners have been awarded with 11 copyrights and more than 30 patents. Implementing and leading the strict QC standards in the industry, VinciSmile aligners have passed the CE (EU), FDA (USA), MDL (CAN), ISO13485, ARTG (AUS), NMPA (CHN) and other quality system certifications and product registrations around the globe.

VinciSmile orthodontic system's patented software comes with extensive functions to ensure ease of use and accuracy of the treatment proposal. Both doctors and patients can see the whole treatment process and final outcome even before starting the treatment plan. VinciSmile's orthodontist-led team designs and verifies every 3D treatment plan to ensure accuracy.

VinciSmile has successfully entered global markets like Australia, Singapore, Thailand, India, Germany, Vietnam, etc., we believe everyone deserves the best smile.



**SUPERIOR CHOICE
FOR DIGITAL DENTAL
SOLUTION**



VINCISMILE GROUP LLC

Add: 20524 Carrey Rd. Walnut, CA 91789, USA

Email: marketing@vincismile.com Tel: +1 626 283 5808

Web: www.vincismile.com Shop with us online at store.vincismile.com



Follow @VinciSmile

I-VINCI SMART INTRAORAL SCANNER

Innovative Digital Scanning Solution



SMALLER AND LIGHTER


138g only 40% lighter than i-Vinci 3

221×27×25mm Pen-shaped Design


FASTER AND MORE ACCURATE

1 Minute Ultra-fast Scanning Speed

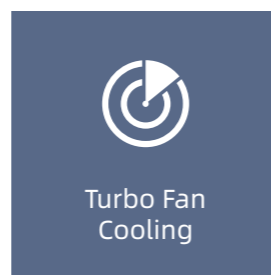
7 μm Ultimate-high Accuracy



Staring scanning



AI technology



Turbo Fan Cooling

- Staring 3D coded light structure scanning technology ensures high-speed and anti-shaking performance.
- AI technology makes you enjoy the smart experience and smooth scanning.
- Turbo fan cooling system enables muteness in scanning process, providing a better patient experience.



PLUG AND PLAY

No need for multiple cables and power adapter sockets.

MICRO DEVICE, COMPREHENSIVE VISION, COMFORTABLE EXPERIENCE

138g device weight

1 min ultra-fast scanning

7µm ultra-high accuracy



AI technology improves intelligent scanning experience.



Clear cervical margin, vivid color and high precision.



A variety of scanning tips to meet various complex cases.



Fast scanning speed, easy to use.



Portable and micro device, easy to operate.



Powder free for true color scanning.



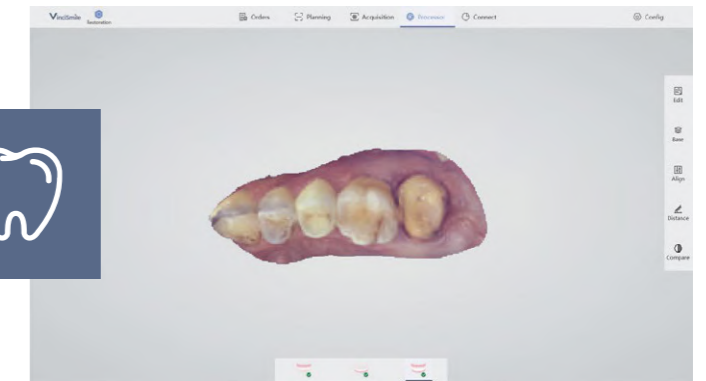

VinciSmile Scanner	Parameters
Technology	Staring Scanning with Coded Structure Light
Anti Fog System	Intelligent Heating
Accuracy	≤ 7µm
Precision	≤ 5µm
Handpiece Weight	138g (192g with cable)
Handpiece Dimension	221×27×25mm
Handpiece Enclosure	High-Strength Aviation Aluminum Alloy
Scan Field	18×16mm
Scan Depth	0-20mm
True Color	Full HD
Tips	6
Tip Autoclave	50-100 times
Scanning Control	Button
Motion Sensing	Support
Cooling	Turbo Fan
Calibrator	Automatic
Data Interface	USB3.0
Cable Length	1.85m

MULTIPLE SCANNING HEADS, INFINITE OPTIONS

Multi functionality, safe and reliable, universal data format

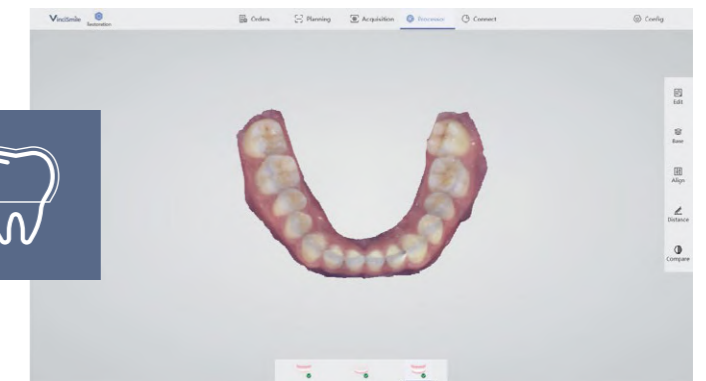

RESTORATION

Accurate and clear shoulder edge guarantees more efficient design. True color scanning can effectively distinct the gums and tooth structure. Fast scanning results permit immediate restoration.



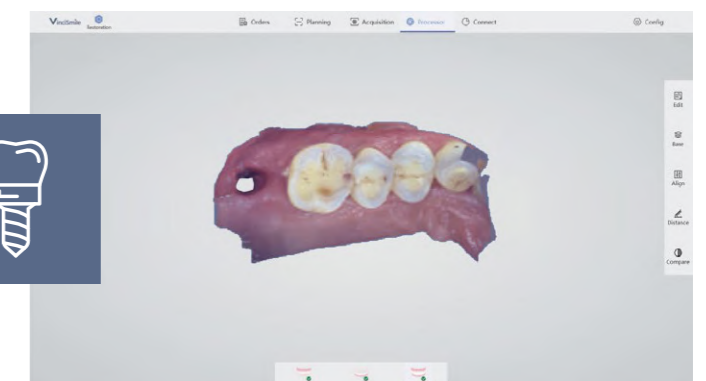
ORTHODONTICS

The full dentition scan has high accuracy and restores the true shape of the dental arch. Immediate treatment plan, low time-cost.

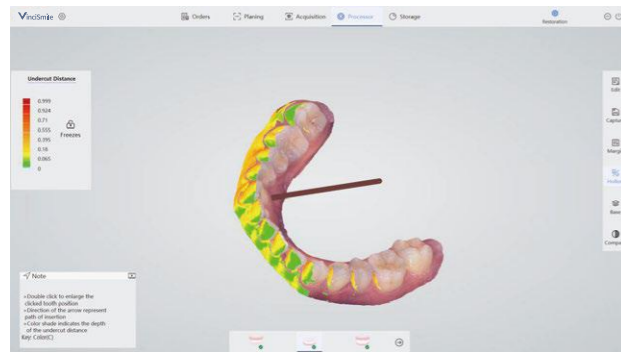


IMPLANT

Fast scanning speed, accurate scanning metal positioning rod. Great scanning depth, available 3mm data under cuff. Improved experience, no repeated scanning.



SOFTWARE HIGHLIGHTS



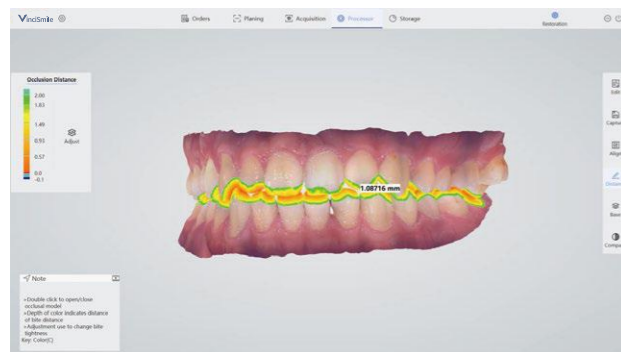
UNDERCUT AREA ANALYSIS

It allows to check the undercut at different perspectives. The undercut area will be marked with gradient color.



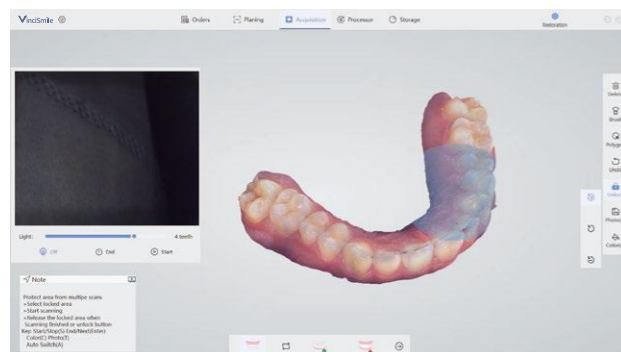
ALIGN

Recalculate the current occlusion relationship.



DISTANCE

It allows to calculate the occlusal distance and show the result, and to separate the upper and lower jaw to check the distance.



LOCK AREA

It is used to protect the area that you do not want to change during the scanning process.

EXPLORE YOUR PRACTICE POTENTIAL Start your digital dentistry with VinciSmile



DIGITAL INTRAORAL SCANNER

Intraoral digital scanners are becoming integral to modern dentistry, improving both practice efficiency and the patient experience compared to conventional alginate and PVS impressions.



POWERFUL SOFTWARE

you can deal with multiple cases on i-Vinci Intuitive Scan Software: clear aligners, crown and bridges, implant, full dentures, orthodontics

EXCELLENT LAB MATERIALS

VinciSmile provides high-quality lab materials for digital CAD/CAM process, leading to excellent and aesthetics restorations production.



EFFICIENT CLINICAL PRACTICE

VinciSmile is committed to helping clinicians take a leap in their dentistry, providing comprehensive and highly-efficient clinical solutions, including cementation, restoration and cavity prevention.