

Instruction of Light Curing Tray

Version: 02
Issurance Date: May 27th, 2022

NOBILDENT Light Curing Tray is an easy molding and strong light curing tray material. It is mainly used for making individual tray and temporary base plate.

1. Advantages:

(1) Traditional tray has the relatively fixed specification and shape; while patients' oral forms and alveolar ridge conditions vary quite widely. The traditional tray can't meet all the individual dental arch and alveolar ridge conditions. Second impression model made with individual tray can improve the accuracy of impression model. Only in this way, can it meet the individual differences of patients and ensure the denture repairing effect.

(2) Huge Dental light curing material is ready for use and easy to handle. It can be used within sufficient time to mold. It has the advantages as even thickness, easy to handle, excellent dimensional stability, no pungent odor, and so on.

2. Operation Process:

(1) Individual trays usage

- i. Take the first impression with the traditional tray and make the plaster model.
- ii. Mark the line of the individual tray on the plaster model with a pencil. Leave sufficient space for labial, buccal frenum and frenum linguae.
- iii. Fill undercuts with red wax and apply the separating agents.
- iv. Tear off the fleece completely, and place the tray onto the model and bring the tray in shape. Cut off the edges as drawn before. Remaining materials can be used to make handle.
- v. Place the material and plaster model in a light curing unit and expose them to UV light for 3-5 minutes. We recommend to use HUGE Light Curing Unit.
- vi. When the curing is completed, remove the tray from the plaster model and use it.

(2) Temporary base-plate usage

- i. Take the first impression with the traditional tray and make the plaster model.
- ii. Mark the stretching line of the temporary base-plate with a pencil. Apply the separating agents onto the model. Make sure the material completely cover the model.
- iii. Tear off the fleece completely, and place the base-plate onto the model and bring the tray in shape. Remaining materials can be used next time.
- iv. Place the material and plaster model in a light curing unit and expose it to UV light for 3-5 minutes. We recommend to use HUGE Light Curing Unit.
- v. When the curing is completed, remove the tray from the plaster model and use it.

3. Cautions:

(1) LC Tray contains methacrylates, which is irritating to eyes, respiratory system and skin. Once contacting with skin, pls. wash with plenty of water and soap. In

case of contact with eyes, pls. rinse with plenty of water and consult a physician in time.

(2) Dentists and dental technicians use only. Non-professionals are forbidden to use. Keep away from children.

(3) The product is not compatible with clove oil.

(4) The product is for single use.

Note :

Notification of any serious incident that has occurred in relation to the device should be reported to the manufacturer and the competent authority in your country.

4. Contraindications:












People who are allergic to this product are prohibited from using.

5. Storage:


Store this product in the ventilation. Avoid flame, high temperature and direct sunlight. Storage temperature: 4 C-25 C.

6. Validity: 3 years

7. Symbols for use in the labelling:

	---Manufacturer		---Keep away from sunlight		---Caution
	---Use-by date		---Medical device		---Temperature limit
	---Do not re-use		---Batch code		---Unique device identifier
	---Consult instructions for use		---Country of manufacture		

 ---Authorized representative in the European Community

 ---Caution: U.S. Federal Law restricts this device to sale by or on the order of a dentist or professionals.

Distributed by **VinciSmile Group LLC**

Address: 20524 Carrey Rd. Walnut, CA 91789, USA

www.vincismile.com marketing@vincismile.com TEL: +1 626 283 5808

 Shandong Huge Dental Material Corporation
No. 68 Shanghai Road, Donggang District, Rizhao City, Shandong Province,
276800, P.R. China

 MedNet EC-REP GmbH
Borkstrasse 10, 48163 Muenster, Germany

